
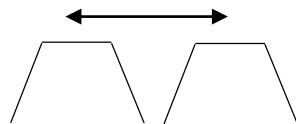









Customer name:	
Email:	

	ABRAH Ridge	ABRAH Bed	ABRAH Strip Till
Soil type			
Stones	Frequency _____ Size ____ - ____ cm diameter		
Crops			
Weeds	_____ % Root-stock weeds _____ % Seedling weeds _____ % Weed grasses	<input type="checkbox"/> Seed leaf <input type="checkbox"/> Foilage Leaf	
Row spacing 	<input type="checkbox"/> _____ cm		Second row spacing, possibility with exchange shaft _____ cm
Bed width		_____ cm	
Single rows	<input type="checkbox"/>	<input type="checkbox"/>	<input type="checkbox"/>
Twin rows	<input type="checkbox"/>	<input type="checkbox"/>	
Triple rows	<input type="checkbox"/>	<input type="checkbox"/>	
Distance	Ridge spacing: _____ cm 	If twin or triple rows: Group distance _____ cm 	
Row width 	_____ cm (normal 4 cm)		
Number	Ridges _____	Rows _____	Rows _____
Track width			
Frame available	<input type="checkbox"/>    <input type="checkbox"/> <input type="checkbox"/> <input type="checkbox"/>	<input type="checkbox"/> <input type="checkbox"/>	<input type="checkbox"/>   <input type="checkbox"/> <input type="checkbox"/> <input type="checkbox"/>
Frame height	<input type="checkbox"/> limited (e.g. mid-mounted structure in Fendt GT)		
DULKs frame	<input type="checkbox"/> Rear-mounted electro-hydraulic steering <input type="checkbox"/> Camera, Monitor <input type="checkbox"/> Rear-mounted manual steering (only up to a track width of 1.9 m) <input type="checkbox"/> Mid-mounted with wheel guide		